

										005	∇	
		00'8	05'L	00'L	00'9	00'5	00'h				∇	
		00'E	05'2	00'2	09'1	05'1	02'1	00'1			KA	
			008	05L	00L	009	005				∇	
00h	00E	052	002	091	051	021	001	0'08	0'5L			
0'0L	0'09	0'05	0'0h	0'0E	0'52	0'02	0'51	0'01	0'05			

10780570

OVERRANGE 1,2Un - 1,2In

A


IME

ISTRUMENTI MISURE ELETTRICHE SpA

Via Travaglia 7
20094 CORSICO (MI)
ITALIA
Tel. 02 44 878.1
Fax 02 45 03 448
+39 02 45 86 76 63
www.imeitaly.com
info@imeitaly.com


07/04

DGMGO
DG3GO
DG4GO
DG7GO
DG9GO




-U- = 500V

PREMERE PIÙ VOLTE IL TASTO FINO A SELEZIONARE LA PORTATA DESIDERATA. IL TEMPORANEO SPEGNIMENTO DEI DISPLAY SEGNA LA AVVENUTA MEMORIZZAZIONE DELLA PORTATA.




-A-

REPEATED PRESSING OF THE KEY SCROLLS AND SETS AVAILABLE RANGES. RANGE IS STORED WHEN DISPLAY MOMENTARILY TURNS OFF.



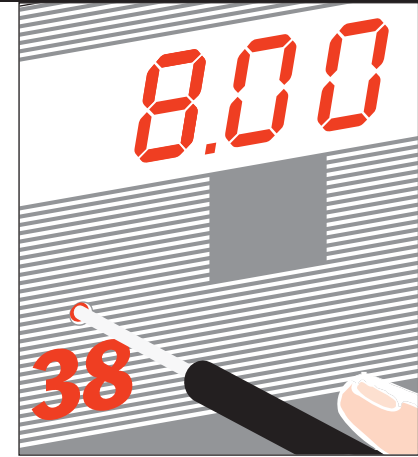
5 = 5A

SELECTIONNEZ LE CALIBRE SOUHAITÉ EN APPUYANT SUCCESSIVEMENT SUR LA TOUCHE. DES QUE L' AFFICHAGE DISPARAIT MOMENTANÉMENT LE CALIBRE EST ENREGISTRÉ.



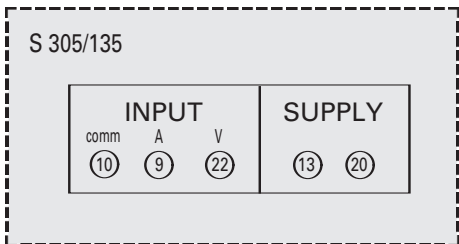
10 = 10A

DRÜCKEN SIE MEHRMALS DIE TASTE BIS DER GEWÜNSCHTE BEREICH ANGEZEIGT WIRD. DIE KURZZEITIGE DUNKELSCHALTUNG DER ANZEIGE SIGNALISIERT DIE SPEICHERUNG DES BEREICHES.

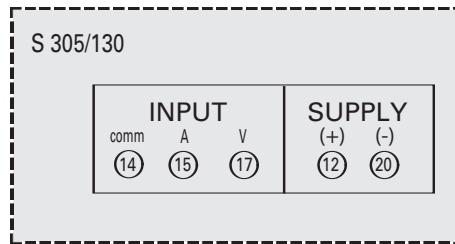


8.00 = 8kA

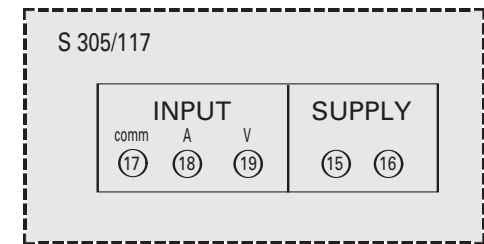
PRESIONAR VARIAS VECES LA TECLA PARA SELECCIONAR EL VALOR DESEADO DE CAPACIDAD. EL APAGADO TEMPORAL DEL DISPLAY INDICA QUE SE HA MEMORIZADO EL VALOR DE CAPACIDAD.



DGMGO



DG3GO·DG7GO·DG9GO



DG4GO